

ERROR CODES

E129 BLADE ARM SENSOR NOT CONNECTED

- Restart the system by turning the machine off and then on again.
- If the error persists, check the cable between sensor and receiver.

E201 NO GPS FIX

- Check antenna cable.

E202 NO GPS FIX (FLOAT)

- The system is calculating GPS position. Wait until it changes.
- If the error persists, the GPS conditions might be bad.
- The Job-type "Without GPS" can be used instead.

E203 NO GPS FIX (SBAS)

- Check internet connection, mobile antenna, SIM card, and NTRIP subscription.

E204 NO HEADING

- Check cable between secondary controlbox and the GPS antenna.
- If the error persists, the GPS conditions might be bad, try moving the machine to another area.

OTHER ERRORS

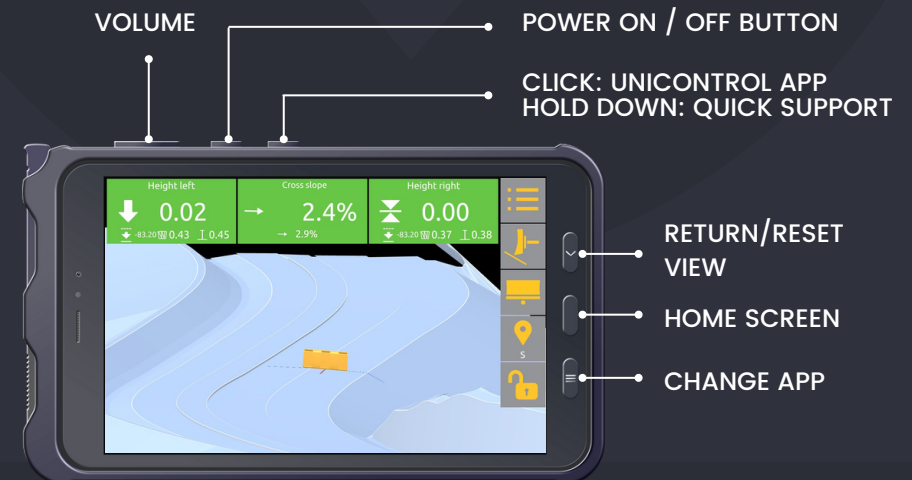
- Check cable between secondary controlbox and the GPS antenna.
- If the error persists, the GPS conditions might be bad, try moving the machine to another area.

UNICONTROL

MACHINE CONTROL MADE SIMPLE

GRADING SOLUTION

QUICK GUIDE



NAVIGATION

PRESS

HOLD

JOBS



PROJECT

ZERO HEIGHT



HEIGHT / SIDE OFFSET

CHANGE FOCUS POINT



PLACE GUIDE LINE

PLACE POINT



POINTCODE

LOCK TO POINT / LINE



DELETE POINT / LINE



CHANGE VIEW



ZOOM



MOVE

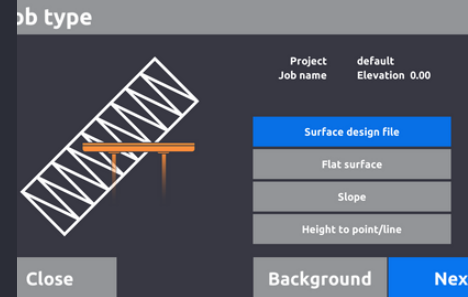


CHOOSE



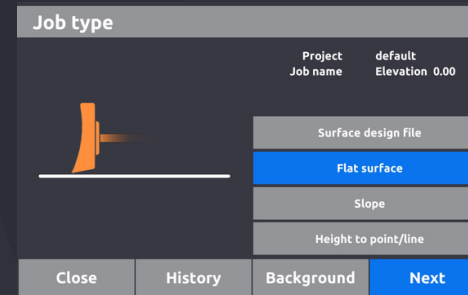
3D ROTATE

JOB TYPES



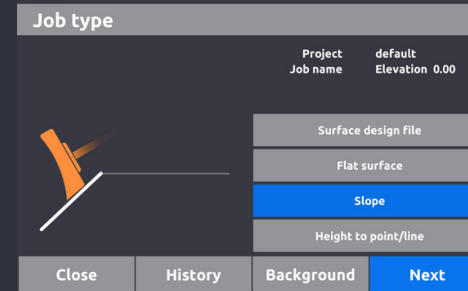
LOAD DESIGN

Height to surface, using design files.



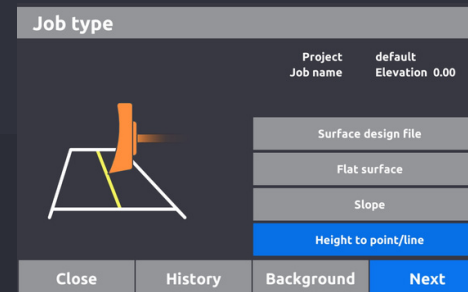
FLAT SURFACE

Set height for the entire job.



SLOPE

2 points.
Point & promille.
Slope to line.



HEIGHT TO LINE

Height to 3D line using design file, guide line, or logged point.